

The RO1 is a heavy duty surface contact in an aluminium casing. The internals of the contact are sealed for durability & environmental resistance.

INSTALLATION:

Refer to operating gaps below and decide on whether to use a single or double magnet installation.

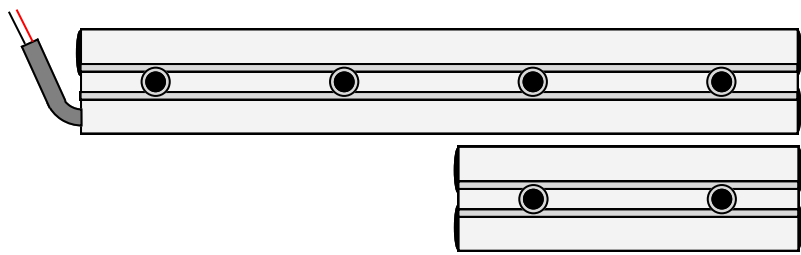
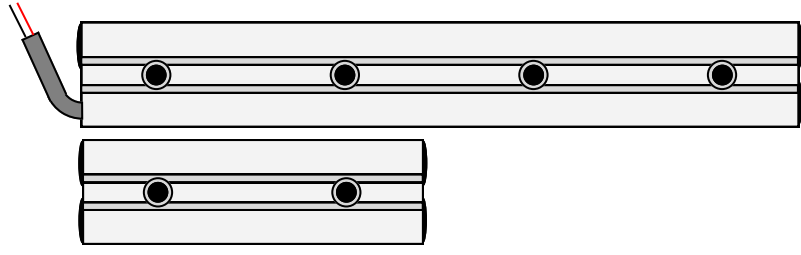
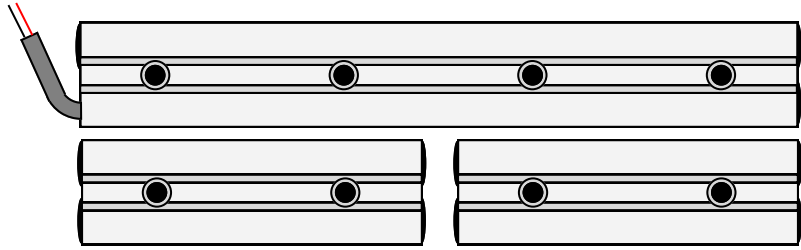
Drill appropriate fitting holes for both contact & magnet(s) in the mounting surfaces and fit using the screws provided. Wire to the receiving equipment.

OPERATION:

The internal reed switch will close the circuit between the red and blue wires when the magnet is close enough, breaking as it moves away.

OPERATING GAPS:

The operating gap will vary depending on how the magnet side is configured. See below for details:

	<p>MAKE DISTANCE: 45mm BREAK DISTANCE: 60mm</p>
	<p>MAKE DISTANCE: 40mm BREAK DISTANCE: 55mm</p>
	<p>MAKE DISTANCE: 40mm BREAK DISTANCE: 50mm</p>